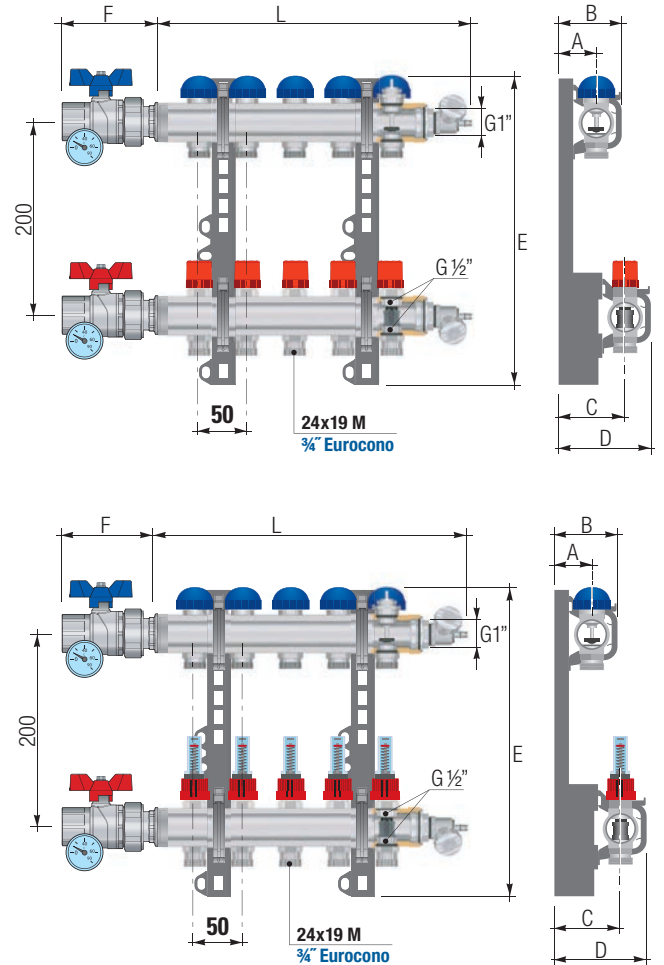


CONTROLLER COMPACT

KIT DISTRIBUTION BRASS MANIFOLD WITH PLASTIC BRACKETS



The dimensions given are valid for all the models listed below; the value **L** will vary depending on the number of ways fitted to the manifold (see corresponding table).

Components

- 1 Manifold
- 2 Seals
- 3 Fixing brackets

All manifold distribution Controller and accessories are nickel plated.

Material

UNI EN 12168 CW614N
EPDM
PA 6 30% GF black

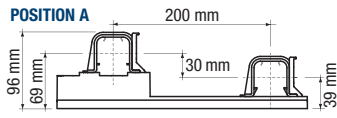

EN GENERAL CHARACTERISTICS

Main connection 1"
Connection for seals 24x19 or 3/4" Eurocone
Centre distance 50 mm

OPERATING CONDITIONS

Maximum working temperature: +110 °C (+90 °C with flow meters)
Maximum working pressure: 10 bar (6 bar with flow meters)
Instructions and diagrams in the Technical Attachments.

GP 2750
CONTROLLER COMPACT



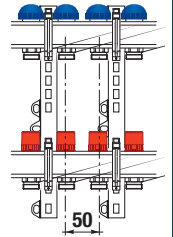
Dimensions refer to manifolds in position A.

Takeoffs at **50 mm** centres (flow and return).
It is also possible to insert the flow meter cartridge into the lockshield.

1" KIT distribution manifold nickel-plated - 24x19 or 3/4" Eurocone takeoffs, consisting of: manual valves with valve-caps, set up to take electrothermic heads, with double-adjustable lockshields, adjustable-brackets and with 2 drain valves.

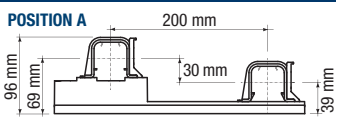

The article is supplied disassembled from the fixing brackets.

Available only on request.



CODE	Model	L mm	A mm	B mm	C mm	D mm	E mm	F mm	Takeoff	Pack pcs/box
6128R502	2 WAYS - 1"	165,5	39	66	69	96	320	97	24x19	1
6128R503	3 WAYS - 1"	215,5	39	66	69	96	320	97	24x19	1
6128R504	4 WAYS - 1"	265,5	39	66	69	96	320	97	24x19	1
6128R505	5 WAYS - 1"	315,5	39	66	69	96	320	97	24x19	1
6128R506	6 WAYS - 1"	365,5	39	66	69	96	320	97	24x19	1
6128R507	7 WAYS - 1"	415,5	39	66	69	96	320	97	24x19	1
6128R508	8 WAYS - 1"	465,5	39	66	69	96	320	97	24x19	1
6128R509	9 WAYS - 1"	515,5	39	66	69	96	320	97	24x19	1
6128R510	10 WAYS - 1"	565,5	39	66	69	96	320	97	24x19	1
6128R511	11 WAYS - 1"	615,5	39	66	69	96	320	97	24x19	1
6128R512	12 WAYS - 1"	665,5	39	66	69	96	320	97	24x19	1
6112R502	2 WAYS - 1"	165,5	39	66	69	96	320	97	Eurocono	1
6112R503	3 WAYS - 1"	215,5	39	66	69	96	320	97	Eurocono	1
6112R504	4 WAYS - 1"	265,5	39	66	69	96	320	97	Eurocono	1
6112R505	5 WAYS - 1"	315,5	39	66	69	96	320	97	Eurocono	1
6112R506	6 WAYS - 1"	365,5	39	66	69	96	320	97	Eurocono	1
6112R507	7 WAYS - 1"	415,5	39	66	69	96	320	97	Eurocono	1
6112R508	8 WAYS - 1"	465,5	39	66	69	96	320	97	Eurocono	1
6112R509	9 WAYS - 1"	515,5	39	66	69	96	320	97	Eurocono	1
6112R510	10 WAYS - 1"	565,5	39	66	69	96	320	97	Eurocono	1
6112R511	11 WAYS - 1"	615,5	39	66	69	96	320	97	Eurocono	1
6112R512	12 WAYS - 1"	665,5	39	66	69	96	320	97	Eurocono	1

GP 2750
CONTROLLER COMPACT



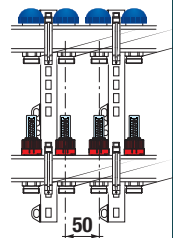
Dimensions refer to manifolds in position A.

Takeoffs at **50 mm** centres (flow and return).

1" KIT distribution manifold nickel-plated - 24x19 or 3/4" Eurocone takeoffs, consisting of: manual valves with valve-caps, set up to take electrothermic heads, Flow meter 0-4 l/min, adjustable-brackets and with 2 drain valves.

The article is supplied disassembled from the fixing brackets.

Available only on request.



CODE	Model	L mm	A mm	B mm	C mm	D mm	E mm	F mm	Takeoff	Pack pcs/box
6128R002	2 WAYS - 1"	165,5	39	66	69	96	320	97	24x19	1
6128R003	3 WAYS - 1"	215,5	39	66	69	96	320	97	24x19	1
6128R004	4 WAYS - 1"	265,5	39	66	69	96	320	97	24x19	1
6128R005	5 WAYS - 1"	315,5	39	66	69	96	320	97	24x19	1
6128R006	6 WAYS - 1"	365,5	39	66	69	96	320	97	24x19	1
6128R007	7 WAYS - 1"	415,5	39	66	69	96	320	97	24x19	1
6128R008	8 WAYS - 1"	465,5	39	66	69	96	320	97	24x19	1
6128R009	9 WAYS - 1"	515,5	39	66	69	96	320	97	24x19	1
6128R010	10 WAYS - 1"	565,5	39	66	69	96	320	97	24x19	1
6128R011	11 WAYS - 1"	615,5	39	66	69	96	320	97	24x19	1
6128R012	12 WAYS - 1"	665,5	39	66	69	96	320	97	24x19	1
6112R002	2 WAYS - 1"	165,5	39	66	69	96	320	97	Eurocono	1
6112R003	3 WAYS - 1"	215,5	39	66	69	96	320	97	Eurocono	1
6112R004	4 WAYS - 1"	265,5	39	66	69	96	320	97	Eurocono	1
6112R005	5 WAYS - 1"	315,5	39	66	69	96	320	97	Eurocono	1
6112R006	6 WAYS - 1"	365,5	39	66	69	96	320	97	Eurocono	1
6112R007	7 WAYS - 1"	415,5	39	66	69	96	320	97	Eurocono	1
6112R008	8 WAYS - 1"	465,5	39	66	69	96	320	97	Eurocono	1
6112R009	9 WAYS - 1"	515,5	39	66	69	96	320	97	Eurocono	1
6112R010	10 WAYS - 1"	565,5	39	66	69	96	320	97	Eurocono	1
6112R011	11 WAYS - 1"	615,5	39	66	69	96	320	97	Eurocono	1
6112R012	12 WAYS - 1"	665,5	39	66	69	96	320	97	Eurocono	1